



# Energy Evolved.

## Lead Crystal Energy Solutions

Next-generation lead crystal battery systems for a sustainable future. High-performance, high-safety, and 99% recyclable.

**LEAD  
CRYSTAL<sup>®</sup>**  
BATTERIES

# LEAD CRYSTAL<sup>®</sup> BATTERIES

POWERED BY  
**Betta Batteries**



## SPECIFICATION

Nominal Voltage	12V		
Rated Capacity (10 hour rate)	40 AH		
Dimension	Total Height (top of terminal)	172mm	6.77"
	Height	172mm	6.77"
	Length	198mm	7.8"
	Width	166mm	6.54"
Weight	Approximately 13kg / 28.66 lbs		

## DISCHARGE CURRENT AND END VOLTAGE

Discharge current (A)	End voltage (V)
0.05C or below or Intermittent discharge	11.4
0.05C of current close to it	11.1
0.1C of current close to it	10.8
0.2C of current close to it	10.5
From 0.2C to 0.5C	10.2
From 0.5C to 1C	9.6
From 1C to 3C	9.0
Current in excess of 3C	7.8

Capacity	120 hour rate(0.4A)	48AH
25°C	20 hour rate(2.2A)	44AH
	10 hour rate(4A)	40AH

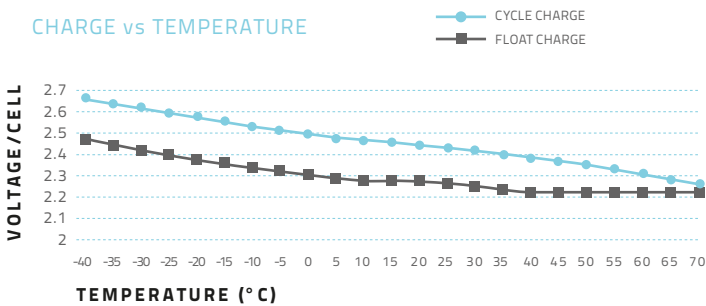
Internal Resistance	Fully charged Battery (25°C)	8mΩ
---------------------	------------------------------	-----

Self-Discharge 25°C	Capacity after 3 month storage	95%
	Capacity after 6 month storage	85%
	Capacity after 12 month storage	80%

Max Discharge Current 25°C  
400A (5S)

Terminal	Standard	F3
	Optional	
Charging (Constant Voltage)	Cycle	Initial Charging Current 12A 14.7V/ (25°C)
	Float	13.6V/ (25°C)

## CHARGE vs TEMPERATURE



## CHARGE vs TEMPERATURE CHART

temperature	-40	-35	-30	-25	-20	-15	-10	-5	0	5	10	15	20	25	30	35	40	45	50	55	60	65	70
Cycle Charge	2.66	2.64	2.62	2.60	2.58	2.56	2.54	2.52	2.50	2.48	2.47	2.47	2.45	2.45	2.43	2.41	2.39	2.37	2.35	2.33	2.31	2.29	2.27
Float Charge (voltage/cell)	2.46	2.44	2.42	2.40	2.38	2.36	2.34	2.32	2.31	2.30	2.29	2.29	2.29	2.27	2.26	2.24	2.23	2.23	2.23	2.23	2.23	2.23	2.23

## CONSTANT CURRENT DISCHARGE CHARACTERISTICS: UNITS AMPERES (25°C)

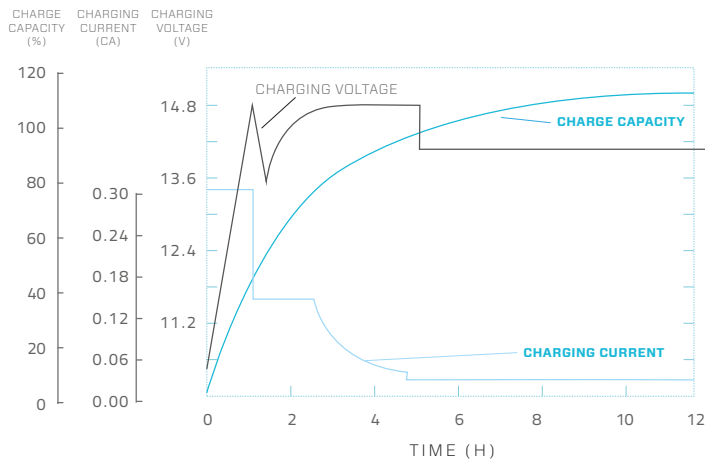
End Voltage per cell	5min	15min	30min	45min	1h	2h	3h	4h	5h	6h	8h	10h	12h	20h	24h
1.60V	146.78	77.68	46.94	34.22	27.56	15.79	11.47	8.99	7.67	6.52	4.97	4.14	3.47	2.26	1.85
1.67V	136.42	75.14	46.24	33.98	27.51	15.72	11.26	8.95	7.56	6.47	4.96	4.09	3.47	2.25	1.84
1.70V	135.02	73.98	45.78	33.53	27.28	15.58	11.19	8.90	7.44	6.40	4.95	4.09	3.46	2.25	1.84
1.75V	123.70	71.66	45.32	33.30	26.82	15.28	11.14	8.79	7.38	6.36	4.92	4.05	3.44	2.24	1.84
1.80V	110.98	67.04	43.46	32.37	26.13	15.05	11.10	8.76	7.28	6.29	4.90	4.00	3.42	2.16	1.83
1.83V	106.08	61.50	42.78	31.22	24.97	14.91	10.66	8.39	7.12	6.06	4.80	3.84	3.28	2.14	1.81
1.85V	99.41	59.65	40.00	30.06	24.28	14.31	10.38	8.28	6.94	5.86	4.74	3.79	3.24	2.12	1.79

## DISCHARGE DATA WITH CONSTANT POWER UNITS: WATTS PER CELL (25°C)

End Voltage per cell	5min	15min	30min	45min	1h	2h	3h	4h	5h	6h	8h	10h	12h	20h	24h
1.60V	245.28	136.40	87.85	64.04	51.51	29.82	21.80	17.27	14.59	12.53	9.66	8.00	6.73	4.49	3.68
1.67V	233.49	134.32	84.30	63.58	51.55	29.82	21.52	17.25	14.59	12.51	9.66	7.98	6.73	4.48	3.68
1.70V	232.10	133.39	84.26	63.58	51.09	29.59	21.48	17.18	14.36	12.41	9.59	7.91	6.66	4.46	3.68
1.75V	216.15	131.77	84.35	63.57	50.86	29.36	21.43	17.15	14.31	12.32	9.55	7.85	6.66	4.46	3.65
1.80V	198.36	125.07	82.53	62.42	50.63	29.36	21.41	17.11	14.22	12.32	9.52	7.81	6.66	4.35	3.65
1.83V	191.42	114.90	81.84	60.57	48.55	29.13	20.81	16.53	14.06	11.93	9.52	7.58	6.54	4.30	3.63
1.85V	177.32	112.35	76.06	58.26	47.16	28.44	20.23	16.32	13.66	11.70	9.16	7.51	6.43	4.25	3.61

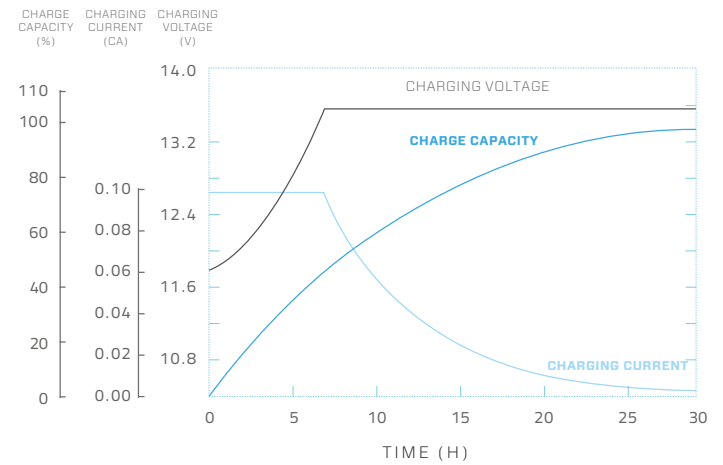
**CYCLE CHARGE CHARACTERISTIC (25°C)**

REGULAR CYCLE CHARGE CHARACTERISTICS 77°F (25°C)



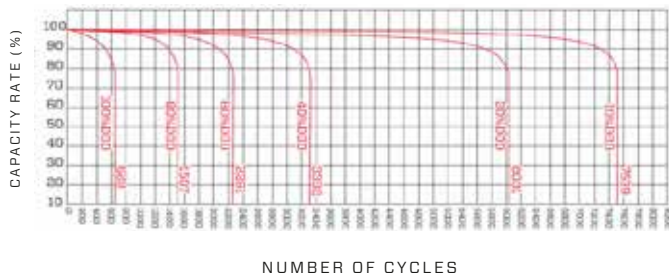
**FLOATING CHARGE CHARACTERISTIC (25°C)**

FLOATING CHARGE CHARACTERISTICS 77°F (25°C)

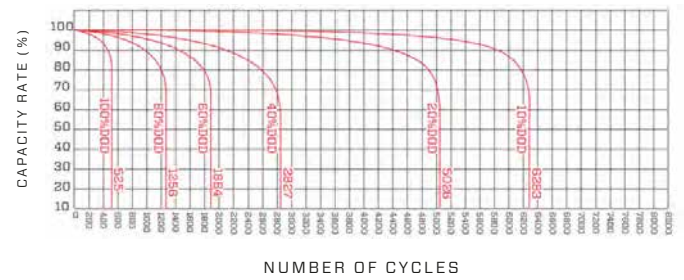


**CYCLE LIFE CURVE GRAPH**

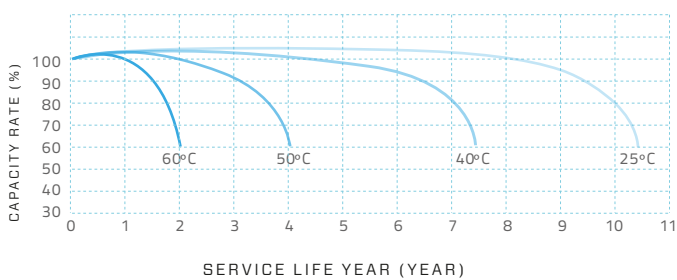
CYCLE LIFE CURVE GRAPH (25°C)



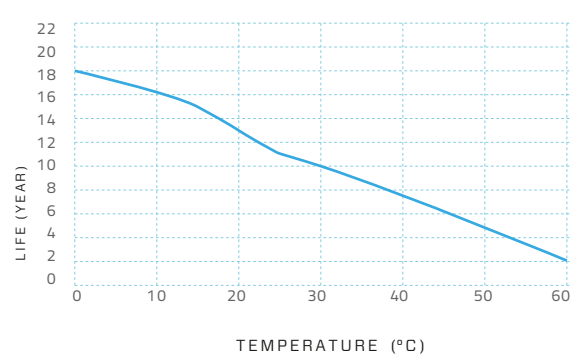
CYCLE LIFE CURVE GRAPH (40°C)



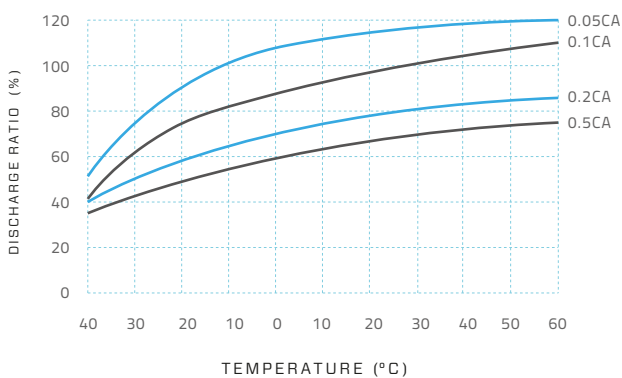
**TEMPERATURE & FLOAT SERVICE LIFE**



**FLOAT SERVICE LIFE CURVE GRAPH**



**TEMPERATURE & DISCHARGE CAPACITY**



6-CNFJ-40 12V / 40 A



## Energy Evolved.

**Performance:** Robust, resilient, high performing. Lead Crystal® batteries can be discharged deeper, cycled more often (also in extreme temperatures) and have a longer service life. They recover to full rated capacity over and over again.

**Technology:** A unique micro-porous high absorbent mat (AGM), high-purity lead calcium selenium plates, safe SiO<sub>2</sub> electrolyte solution that solidifies into a white crystalline powder when charged/discharged.

**Cleaner & Safer:** Less acid, no cadmium, no antimony. Lead Crystal® batteries are up to 99% recyclable and are classified as non-hazardous goods for transport.

**Markets:** Lead Crystal® batteries are being used in telecoms, UPS, petrochem/marine, defence, renewable energy, health care, manufacturing, transportation and electric motion (wheelchairs, golf carts & trolleys).



[WWW.LEADCRYSTAL.CO](http://WWW.LEADCRYSTAL.CO)