



Energy Evolved.

Lead Crystal Energy Solutions

Next-generation lead crystal battery systems for a sustainable future. High-performance, high-safety, and 99% recyclable.

**LEAD
CRYSTAL[®]**
BATTERIES

LEAD CRYSTAL[®] BATTERIES

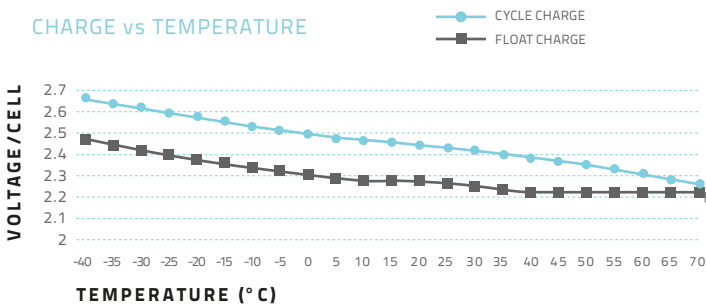
POWERED BY
Betta Batteries



DISCHARGE CURRENT AND END VOLTAGE

Discharge current (A)	End voltage (V)
0.05C or below or Intermittent discharge	11.4
0.05C of current close to it	11.1
0.1C of current close to it	10.8
0.2C of current close to it	10.5
From 0.2C to 0.5C	10.2
From 0.5C to 1C	9.6
From 1C to 3C	9.0
Current in excess of 3C	7.8

CHARGE vs TEMPERATURE



CHARGE vs TEMPERATURE CHART

temperature	-40	-35	-30	-25	-20	-15	-10	-5	0	5	10	15	20	25	30	35	40	45	50	55	60	65	70
Cycle Charge	2.66	2.64	2.62	2.60	2.58	2.56	2.54	2.52	2.50	2.48	2.47	2.47	2.45	2.45	2.43	2.41	2.39	2.37	2.35	2.33	2.31	2.29	2.27
Float Charge	2.46	2.44	2.42	2.40	2.38	2.36	2.34	2.32	2.31	2.30	2.29	2.29	2.29	2.27	2.26	2.24	2.23	2.23	2.23	2.23	2.23	2.23	2.23

CONSTANT CURRENT DISCHARGE CHARACTERISTICS: UNITS AMPERES (25°C)

End Voltage per cell	5min	15min	30min	45min	1h	2h	3h	4h	5h	6h	8h	10h	12h	20h	24h
1.60V	44.04	23.30	14.08	10.27	8.27	4.74	3.44	2.70	2.30	1.96	1.49	1.24	1.04	0.68	0.55
1.67V	40.92	22.54	13.87	10.20	8.25	4.72	3.38	2.68	2.27	1.94	1.49	1.23	1.04	0.68	0.55
1.70V	40.51	22.20	13.73	10.06	8.19	4.68	3.36	2.67	2.23	1.92	1.48	1.23	1.04	0.67	0.55
1.75V	37.11	21.50	13.60	9.99	8.05	4.58	3.34	2.64	2.21	1.91	1.48	1.21	1.03	0.67	0.55
1.80V	33.29	20.11	13.04	9.71	7.84	4.52	3.33	2.63	2.18	1.89	1.47	1.20	1.03	0.65	0.55
1.83V	31.82	18.45	12.83	9.36	7.49	4.47	3.20	2.52	2.14	1.82	1.44	1.15	0.98	0.64	0.54
1.85V	29.82	17.89	12.00	9.02	7.28	4.29	3.11	2.48	2.08	1.76	1.42	1.14	0.97	0.63	0.54

DISCHARGE DATA WITH CONSTANT POWER UNITS: WATTS PER CELL (25°C)

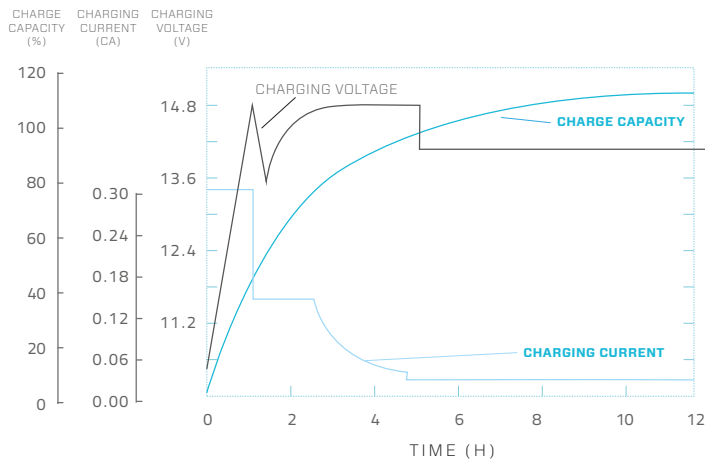
End Voltage per cell	5min	15min	30min	45min	1h	2h	3h	4h	5h	6h	8h	10h	12h	20h	24h
1.60V	73.58	40.92	26.35	19.21	15.45	8.95	6.54	5.18	4.38	3.76	2.90	2.40	2.02	1.35	1.10
1.67V	70.05	40.29	25.29	19.07	15.47	8.95	6.46	5.17	4.38	3.75	2.90	2.39	2.02	1.35	1.10
1.70V	69.63	40.02	25.28	19.07	15.33	8.88	6.44	5.15	4.31	3.72	2.88	2.37	2.00	1.34	1.10
1.75V	64.85	39.53	25.31	19.07	15.26	8.81	6.43	5.15	4.29	3.70	2.86	2.36	2.00	1.34	1.10
1.80V	59.51	37.52	24.76	18.73	15.19	8.81	6.42	5.13	4.27	3.70	2.86	2.34	2.00	1.30	1.10
1.83V	57.43	34.47	24.55	18.17	14.56	8.74	6.24	4.96	4.22	3.58	2.86	2.27	1.96	1.29	1.09
1.85V	53.19	33.71	22.82	17.48	14.15	8.53	6.07	4.90	4.10	3.51	2.75	2.25	1.93	1.28	1.08

SPECIFICATION

Nominal Voltage	12V		
Rated Capacity (10 hour rate)	12 AH		
Dimension	Total Height (top of terminal)	100mm	3.93"
	Height	94mm	3.7"
	Length	151mm	5.94"
	Width	99mm	3.9"
Weight	Approximately 4.15 kg / 9.14 lbs		
Capacity	120 hour rate (120mA)	14.4 AH	
25°C	20 hour rate (660mA)	13.2 AH	
	10 hour rate (1.2A)	12 AH	
Internal Resistance	Fully charged Battery (25°C)	12mΩ	
Self-Discharge 25°C	Capacity after 3 month storage	95%	
	Capacity after 6 month storage	85%	
	Capacity after 12 month storage	80%	
Max Discharge Current 25°C	120A (5S)		
Terminal	Standard	F6	
	Optional		
Charging (Constant Voltage)	Cycle	Initial Charging Current 3.6A 14.7V/ (25°C)	
	Float	13.6V/ (25°C)	

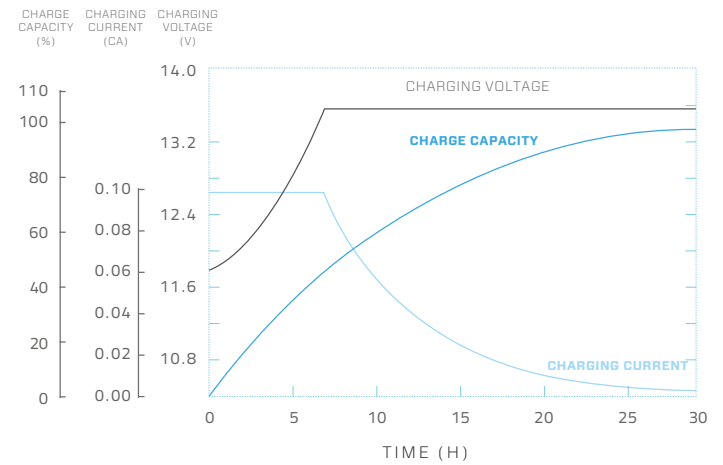
CYCLE CHARGE CHARACTERISTIC (25°C)

REGULAR CYCLE CHARGE CHARACTERISTICS 77°F (25°C)



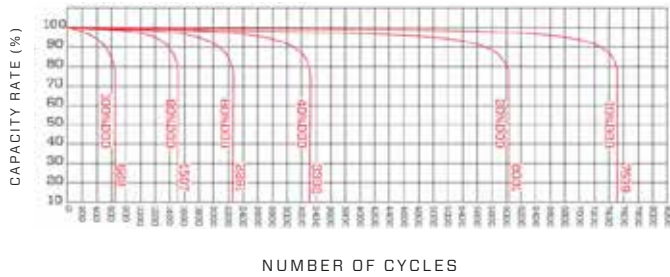
FLOATING CHARGE CHARACTERISTIC (25°C)

FLOATING CHARGE CHARACTERISTICS 77°F (25°C)

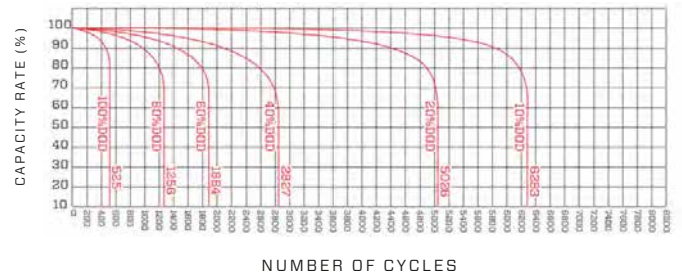


CYCLE LIFE CURVE GRAPH

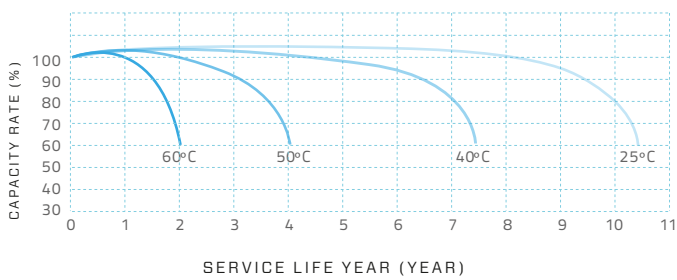
CYCLE LIFE CURVE GRAPH (25°C)



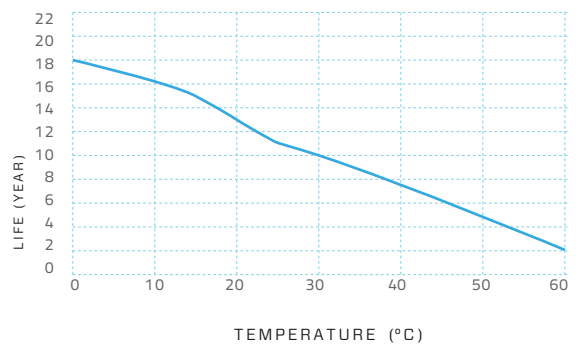
CYCLE LIFE CURVE GRAPH (40°C)



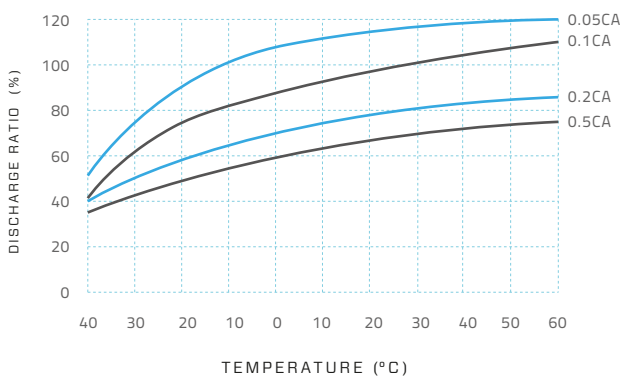
TEMPERATURE & FLOAT SERVICE LIFE



FLOAT SERVICE LIFE CURVE GRAPH



TEMPERATURE & DISCHARGE CAPACITY



6-CNFJ-12 12V / 12 A



Energy Evolved.

Performance: Robust, resilient, high performing. Lead Crystal® batteries can be discharged deeper, cycled more often (also in extreme temperatures) and have a longer service life. They recover to full rated capacity over and over again.

Technology: A unique micro-porous high absorbent mat (AGM), high-purity lead calcium selenium plates, safe SiO₂ electrolyte solution that solidifies into a white crystalline powder when charged/discharged.

Cleaner & Safer: Less acid, no cadmium, no antimony. Lead Crystal® batteries are up to 99% recyclable and are classified as non-hazardous goods for transport.

Markets: Lead Crystal® batteries are being used in telecoms, UPS, petrochem/marine, defence, renewable energy, health care, manufacturing, transportation and electric motion (wheelchairs, golf carts & trolleys).



WWW.LEADCRYSTAL.CO