EV & MOBILITY · EVFJ SERIES

6-EVFJ-32



12V 32 Ah lead crystal battery

Built for electric bikes, scooters, and light mobility.

- 6,000+ cycles at 20% DoD
- Slim 105 mm wide case
- EV-grade high-discharge design
- Operates from -40°C to +65°C
- 99% recyclable, non-hazardous

NOMINAL VOLTAGE	RATED CAPACITY	DIMENSIONS	WEIGHT
12 V	32 Ah	222 × 105 × 175 mm	11 kg
6 cells	3 h rate	L × W × total H	approximately

TERMINAL	MAX DISCHARGE	INTERNAL RESISTANCE	CHARGE VOLTAGE
F7	320 A	≤ 9.5 mΩ	13.6 to 13.7 V
standard	for 5 seconds	fully charged, 25 °C	float · cycle 14.6 to 14.7V

01 Specification

Manufacturer's data at 25 °C unless stated

ELECTRICAL

Nominal voltage	**12V** 6 × 2V cells
Rated capacity	**32 Ah** 3 hour rate
Chemistry	**Lead crystal** SiO_2 electrolyte, valve regulated
Internal resistance	**≤ 9.5 mΩ** fully charged, 25 °C
Max discharge current	**320 A (5 s)** 25 °C

CAPACITY AT 25 °C

10 h rate	**36 Ah** at 3.6 A
5 h rate	**34 Ah** at 6.6 A
2 h rate	**27 Ah** at 13.5 A

DIMENSIONS AND WEIGHT

Length	**222 mm** 8.74 in
Width	**105 mm** 4.13 in
Height	**175 mm** 6.89 in
Total height	**175 mm** top of terminal · 6.89 in
Weight	**11 kg** approx. 24.3 lb
Terminal	**F7** standard

SELF-DISCHARGE AT 25 °C

After 3 months	**95%** capacity remaining
After 6 months	**85%** capacity remaining
After 12 months	**80%** capacity remaining

CHARGING · CONSTANT VOLTAGE

Cycle use	**14.6 to 14.7V** at 25 °C, initial current up to 6.4 A
Float / standby	**13.6 to 13.7V** at 25 °C

CASE, TO SCALE · MM

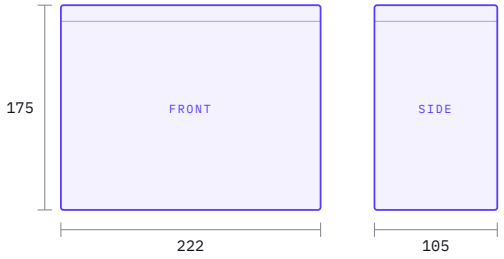

CHARGE VOLTAGE AGAINST TEMPERATURE · PER CELL

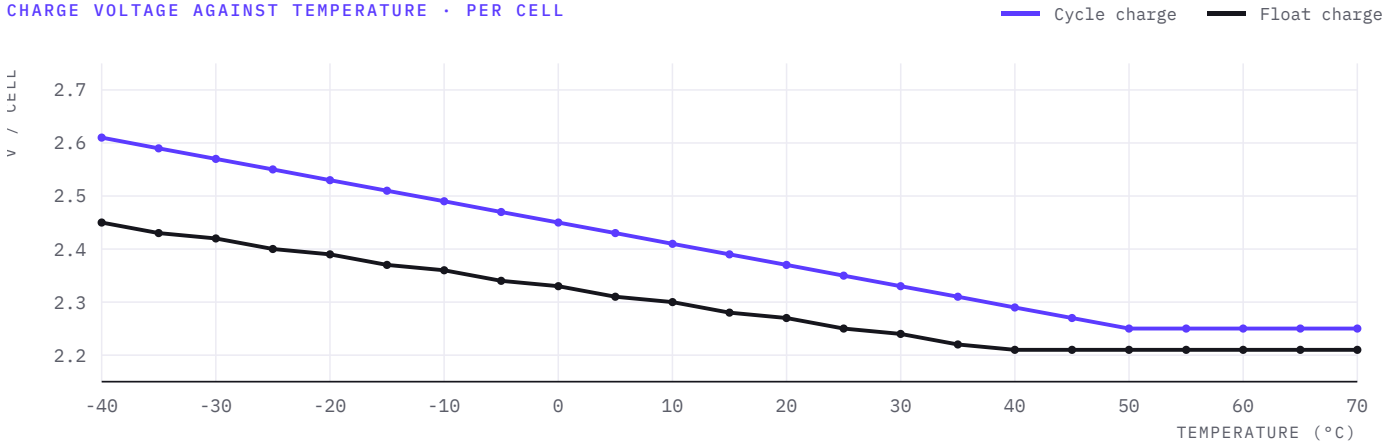

°C	-40	-35	-30	-25	-20	-15	-10	-5	0	5	10	15	20	25	30	35	40	45	50	55	60	65	70
Cycle	2.61	2.59	2.57	2.55	2.53	2.51	2.49	2.47	2.45	2.43	2.41	2.39	2.37	2.35	2.33	2.31	2.29	2.27	2.25	2.25	2.25	2.25	2.25
Float	2.45	2.43	2.42	2.40	2.39	2.37	2.36	2.34	2.33	2.31	2.30	2.28	2.27	2.25	2.24	2.22	2.21	2.21	2.21	2.21	2.21	2.21	2.21

Volts per cell. Multiply by 6 for the 12V battery (at 25 °C: 14.10 V cycle, 13.50 V float).

02 Discharge performance

Manufacturer's data at 25 °C

Constant current discharge

AMPERES · BY END VOLTAGE PER CELL AND DURATION

END V PER CELL	5min	15min	30min	45min	1h	2h	3h	4h	5h	6h	8h	10h	12h	20h	24h
1.60V	97.3	62.1	40.9	30.8	21.2	14.2	10.8	8.60	7.20	6.57	4.95	3.78	3.19	1.99	1.67
1.67V	83.7	56.3	37.9	29.2	21.0	14.0	10.5	8.42	7.02	6.30	4.77	3.71	3.19	1.99	1.67
1.70V	80.0	54.5	36.7	28.8	20.8	13.9	10.4	8.24	6.93	6.03	4.64	3.67	3.19	1.99	1.66
1.75V	72.7	51.0	35.3	27.7	20.6	13.7	10.3	8.10	6.79	5.81	4.50	3.64	3.16	1.99	1.66
1.80V	64.3	46.8	33.9	26.7	20.5	13.5	10.0	7.96	6.66	5.76	4.39	3.60	3.09	1.98	1.65
1.83V	56.1	42.7	31.4	24.8	20.0	13.3	9.81	7.63	6.53	5.58	4.25	3.49	3.01	1.97	1.61
1.85V	48.0	38.7	28.8	22.9	19.4	13.1	9.45	7.34	6.39	5.40	4.10	3.39	2.92	1.97	1.56

Constant power discharge

WATTS PER CELL · BY END VOLTAGE PER CELL AND DURATION

END V PER CELL	5min	15min	30min	45min	1h	2h	3h	4h	5h	6h	8h	10h	12h	20h	24h
1.60V	160	108	74.0	56.5	39.3	28.5	20.0	16.2	13.8	12.1	9.18	7.48	6.26	3.89	3.26
1.67V	143	100	69.0	53.6	39.2	27.6	20.0	16.2	13.4	12.0	9.00	7.31	6.26	3.89	3.26
1.70V	138	98.3	67.2	53.2	39.1	26.9	19.5	16.1	13.1	11.9	8.97	7.24	6.26	3.89	3.26
1.75V	127	92.5	65.0	51.5	38.9	26.0	19.2	15.8	12.8	11.7	8.78	7.16	6.26	3.89	3.25
1.80V	116	84.8	62.8	50.1	38.8	25.1	19.1	15.5	12.5	11.6	8.64	7.09	6.08	3.85	3.25
1.83V	102	78.4	58.7	47.0	38.7	24.2	18.9	15.0	12.1	11.2	8.35	6.91	5.94	3.85	3.16
1.85V	88.7	72.2	54.6	43.8	38.5	23.3	18.8	14.5	11.6	10.9	8.06	6.73	5.80	3.82	3.09

WHY LEAD CRYSTAL

Performance

Discharges deeper and cycles more often, in extreme heat and cold too, and recovers to full rated capacity again and again for a longer service life.

Technology

Micro-porous absorbent glass mat, high-purity lead calcium selenium plates and an SiO_2 electrolyte that sets into a white crystalline powder.

Cleaner and safer

Less acid, no cadmium and no antimony. Up to 99% recyclable and classed as non-hazardous goods for transport.

Where it works

Telecoms, UPS, petrochemical and marine, defence, renewable energy, health care, manufacturing, transport and electric mobility.

ISO 9001 | ISO 14001 | CE | UL | IEC | 99% recyclable

03 Performance curves

Manufacturer's test curves

CHARGE CHARACTERISTIC 77°F (25°C)

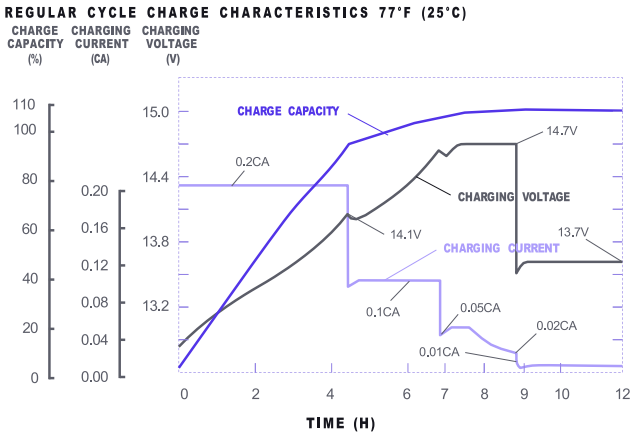

TEMPERATURE AND FLOAT SERVICE LIFE

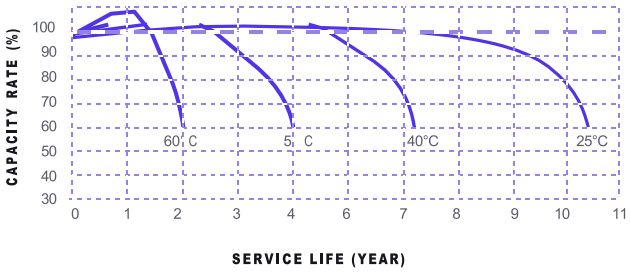

CYCLE LIFE CURVE GRAPH

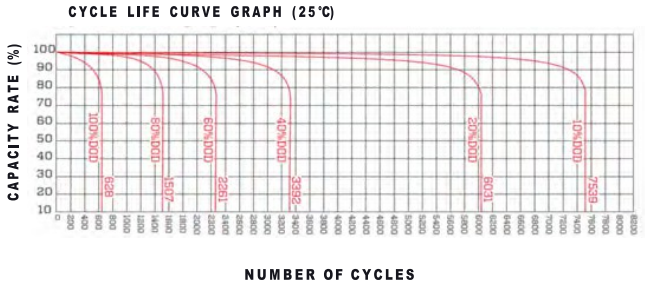

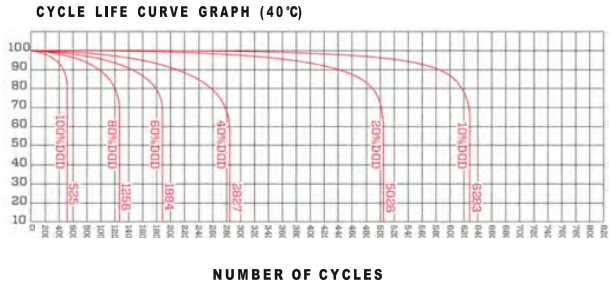

FLOAT SERVICE LIFE CURVE GRAPH

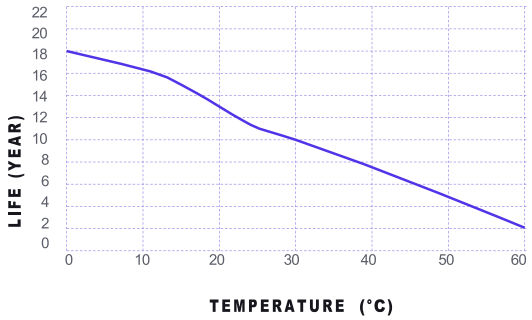

TEMPERATURE & DISCHARGE CAPACITY

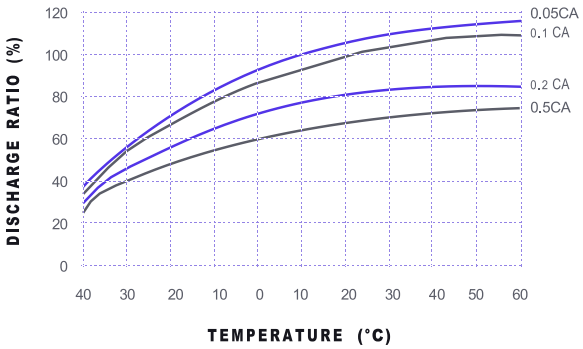

Leadcrystal

SALES AND QUOTES info@leadcrystal.co
TENDERS bidteam@leadcrystal.co
WEB leadcrystal.co

Figures are the manufacturer's test data and may change without notice. Confirm critical values with Leadcrystal before you order. Lead Crystal Technologies, in partnership with Bin Othaimeen Group in the Middle East and North Africa.