EV & MOBILITY · EVFJ SERIES

6-EVFJ-265



12V 265 Ah lead crystal battery

Built for heavy electric vehicles, industrial machines, and marine propulsion.

- 6,000+ cycles at 20% DoD
- 265Ah high-capacity 12V EV design
- 2,650A maximum discharge (5 s)
- Operates from -40°C to +65°C
- 99% recyclable, non-hazardous

NOMINAL VOLTAGE	RATED CAPACITY	DIMENSIONS	WEIGHT
12 V	265 Ah	558 × 190 × 350 mm	88 kg
6 cells	3 h rate	L × W × total H	approximately

TERMINAL	MAX DISCHARGE	INTERNAL RESISTANCE	CHARGE VOLTAGE
F4	2650 A	≤ 2.0 mΩ	13.6 to 13.7 V
standard	for 5 seconds	fully charged, 25 °C	float · cycle 14.6 to 14.7V

01 Specification

Manufacturer's data at 25 °C unless stated

ELECTRICAL

Nominal voltage	**12V** 6 × 2V cells
Rated capacity	**265 Ah** 3 hour rate
Chemistry	**Lead crystal** SiO_2 electrolyte, valve regulated
Internal resistance	**≤ 2.0 mΩ** fully charged, 25 °C
Max discharge current	**2650 A (5 s)** 25 °C

CAPACITY AT 25 °C

10 h rate	**300 Ah** at 30 A
5 h rate	**285 Ah** at 57 A
2 h rate	**232 Ah** at 116 A

DIMENSIONS AND WEIGHT

Length	**558 mm** 21.97 in
Width	**190 mm** 7.48 in
Height	**345 mm** 13.58 in
Total height	**350 mm** top of terminal · 13.78 in
Weight	**88 kg** approx. 194.0 lb
Terminal	**F4** standard

SELF-DISCHARGE AT 25 °C

After 3 months	**95%** capacity remaining
After 6 months	**85%** capacity remaining
After 12 months	**80%** capacity remaining

CHARGING · CONSTANT VOLTAGE

Cycle use	**14.6 to 14.7V** at 25 °C, initial current up to 53 A
Float / standby	**13.6 to 13.7V** at 25 °C

CASE, TO SCALE · MM

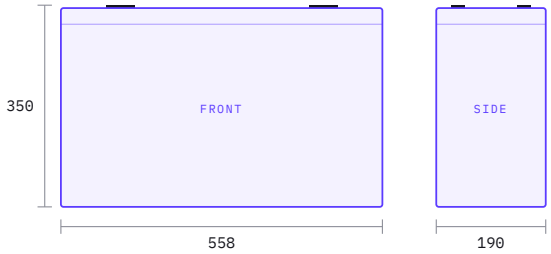

CHARGE VOLTAGE AGAINST TEMPERATURE · PER CELL

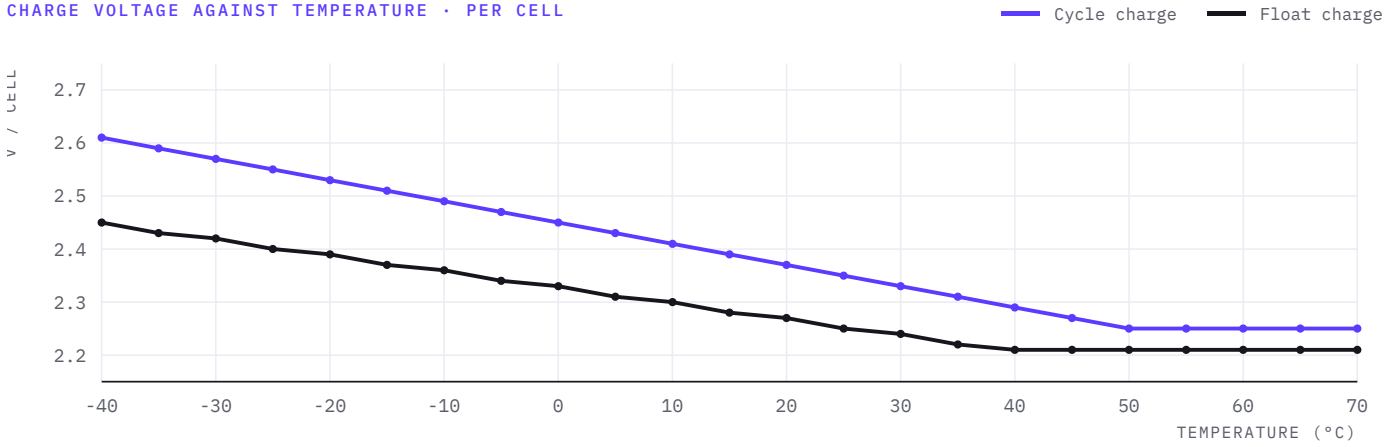

°C	-40	-35	-30	-25	-20	-15	-10	-5	0	5	10	15	20	25	30	35	40	45	50	55	60	65	70
Cycle	2.61	2.59	2.57	2.55	2.53	2.51	2.49	2.47	2.45	2.43	2.41	2.39	2.37	2.35	2.33	2.31	2.29	2.27	2.25	2.25	2.25	2.25	2.25
Float	2.45	2.43	2.42	2.40	2.39	2.37	2.36	2.34	2.33	2.31	2.30	2.28	2.27	2.25	2.24	2.22	2.21	2.21	2.21	2.21	2.21	2.21	2.21

Volts per cell. Multiply by 6 for the 12V battery (at 25 °C: 14.10 V cycle, 13.50 V float).

02 Discharge performance

Manufacturer's data at 25 °C

Constant current discharge

AMPERES · BY END VOLTAGE PER CELL AND DURATION

END V PER CELL	5min	15min	30min	45min	1h	2h	3h	4h	5h	6h	8h	10h	12h	20h	24h
1.60V	811	517	341	257	177	119	90.0	71.6	60.0	54.8	41.3	31.5	26.6	16.6	13.9
1.67V	698	469	316	243	175	117	88.8	70.1	58.5	52.5	39.8	30.9	26.6	16.6	13.9
1.70V	667	455	306	240	173	116	88.4	68.6	57.8	50.3	38.6	30.6	26.6	16.6	13.9
1.75V	606	425	294	231	172	114	87.3	67.5	56.6	48.4	37.5	30.3	26.3	16.6	13.8
1.80V	536	390	283	222	171	113	84.0	66.3	55.5	48.0	36.6	30.0	25.7	16.5	13.8
1.83V	468	356	261	207	167	111	81.8	63.6	54.4	46.5	35.4	29.1	25.1	16.4	13.4
1.85V	400	323	240	191	162	110	78.8	61.2	53.3	45.0	34.2	28.3	24.3	16.4	13.0

Constant power discharge

WATTS PER CELL · BY END VOLTAGE PER CELL AND DURATION

END V PER CELL	5min	15min	30min	45min	1h	2h	3h	4h	5h	6h	8h	10h	12h	20h	24h
1.60V	1336	900	617	470	327	237	167	135	115	101	76.5	62.4	52.2	32.4	27.2
1.67V	1194	838	575	447	327	230	167	135	111	99.9	75.0	60.9	52.2	32.4	27.2
1.70V	1156	819	560	443	326	224	163	134	109	99.3	74.7	60.3	52.2	32.4	27.2
1.75V	1066	770	541	429	324	216	160	132	106	97.8	73.2	59.7	52.2	32.4	27.1
1.80V	968	707	523	418	323	209	159	129	104	96.3	72.0	59.1	50.7	32.1	27.1
1.83V	853	653	489	391	322	202	158	125	100	93.6	69.6	57.6	49.5	32.1	26.4
1.85V	740	601	455	365	321	194	156	121	96.6	90.9	67.2	56.1	48.3	31.8	25.7

WHY LEAD CRYSTAL

Performance

Discharges deeper and cycles more often, in extreme heat and cold too, and recovers to full rated capacity again and again for a longer service life.

Technology

Micro-porous absorbent glass mat, high-purity lead calcium selenium plates and an SiO_2 electrolyte that sets into a white crystalline powder.

Cleaner and safer

Less acid, no cadmium and no antimony. Up to 99% recyclable and classed as non-hazardous goods for transport.

Where it works

Telecoms, UPS, petrochemical and marine, defence, renewable energy, health care, manufacturing, transport and electric mobility.

ISO 9001 | ISO 14001 | CE | UL | IEC | 99% recyclable

03 Performance curves

Manufacturer's test curves

CHARGE CHARACTERISTIC 77°F (25°C)

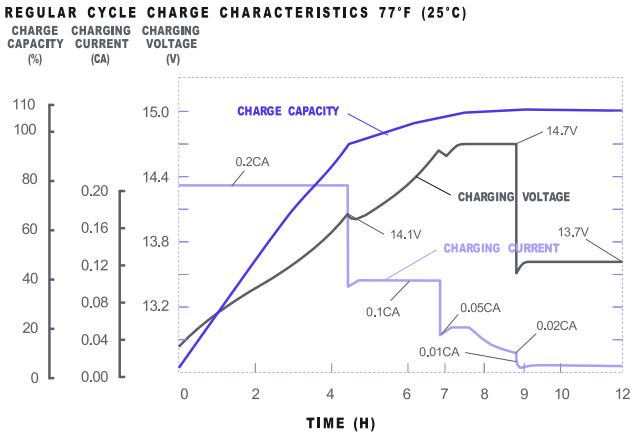

TEMPERATURE AND FLOAT SERVICE LIFE

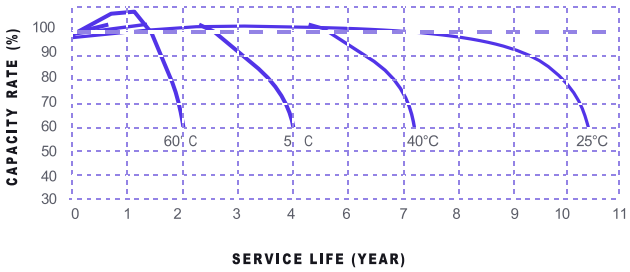

CYCLE LIFE CURVE GRAPH

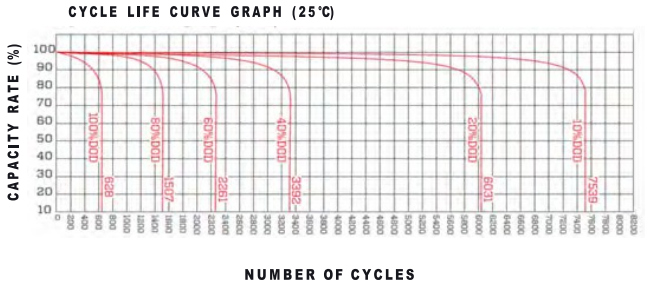

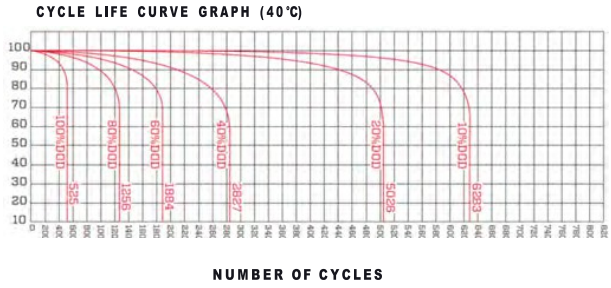

FLOAT SERVICE LIFE CURVE GRAPH

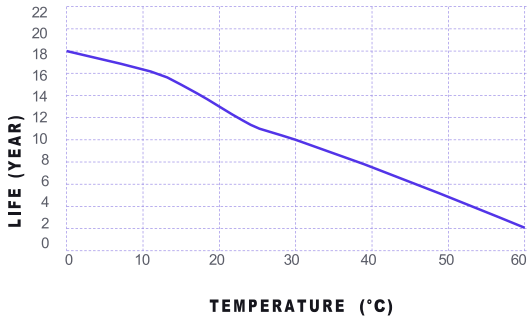

TEMPERATURE & DISCHARGE CAPACITY

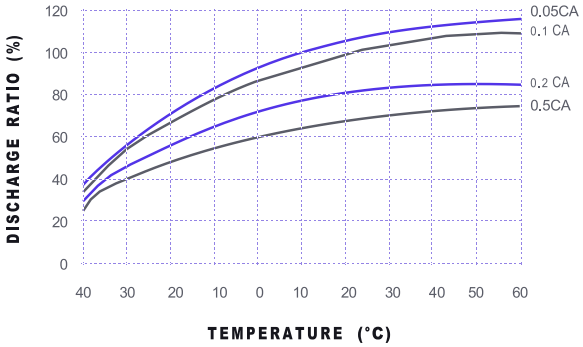

Leadcrystal

SALES AND QUOTES info@leadcrystal.co
TENDERS bidteam@leadcrystal.co
WEB leadcrystal.co

Figures are the manufacturer's test data and may change without notice. Confirm critical values with Leadcrystal before you order. Lead Crystal Technologies, in partnership with Bin Othaimeen Group in the Middle East and North Africa.